

**SMD INDUCTOR**

Fixed Inductor for Surface Mounting

SPE6028

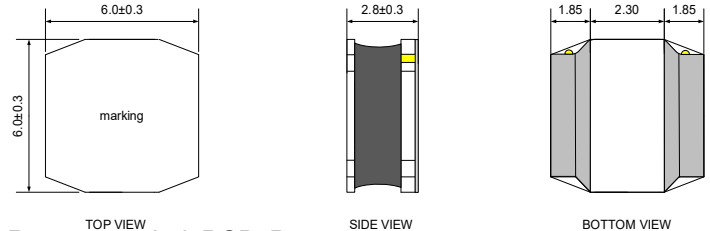
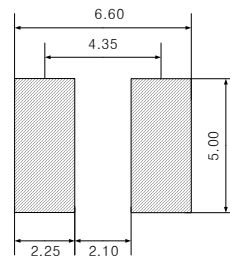
SMD Magnetic-resin shielded type

UNIT : mm

TYPE SPE6028  
For Reflow Soldering  
Inductance Range: 0.82 ~ 100uH

**Features**

- \*Low profile (2.8mm high)
- \*Suitable for reflow soldering
- \*Available on tape and reel for automatic insertion
- \*Qualified to AEC-Q200

**Dimensions****Recommended PCB Pattern****Electrical Characteristics**

Ordering code	Inductance range (μH)	DCR(mΩ±30%)	Isat*1 (A,MAX)	Irms*2 (A,MAX)	Marking
SPE6028-1R2N	1.2±30%	13	6.0	4.5	1R2
SPE6028-1R8N	1.8±30%	16	5.2	4.0	1R8
SPE6028-2R2N	2.2±30%	19	4.6	3.6	2R2
SPE6028-3R3N	3.3±30%	22	4.0	3.4	3R3
SPE6028-4R7M	4.7±20%	29	3.3	3.0	4R7
SPE6028-5R6M	5.6±20%	36	3.0	2.6	5R6
SPE6028-6R8M	6.8±20%	43	2.6	2.4	6R8
SPE6028-8R2M	8.2±20%	52	2.3	2.1	8R2
SPE6028-100M	10±20%	57	2.1	1.9	100
SPE6028-120M	12±20%	73	1.9	1.7	120
SPE6028-150M	15±20%	85	1.8	1.5	150
SPE6028-220M	22±20%	121	1.5	1.4	220
SPE6028-330M	33±20%	183	1.2	1.1	330
SPE6028-470M	47±20%	250	0.95	0.9	470
SPE6028-560M	56±20%	325	0.90	0.8	560
SPE6028-680M	68±20%	384	0.85	0.7	680
SPE6028-820M	82±20%	457	0.75	0.65	820
SPE6028-101M	100±20%	550	0.70	0.6	101

**\*Notes**

\*1.Isat : DC current at which the inductance drops approximate 30%

\*2.Irms : DC current that will cause an approximate ΔT of 40 °C

**※Test Equipment**

\*Inductance : Agilent 4284A (100kHz, 1.0V)

\*DCR Meter : ABM3245 (20mΩ~2MΩ)

\*Bias Current : Agilent 4284A + Agilent 42841A

\*Specifications subject to change without notice. Please check our website for latest information.

Revised 20/04/21

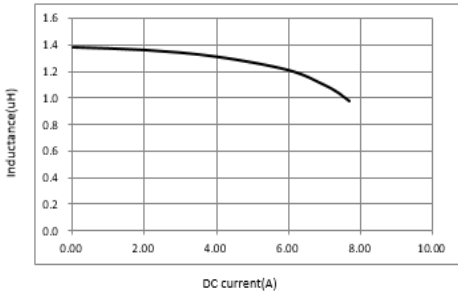
# SMD Power Inductors

## Fixed Inductor for Surface Mounting

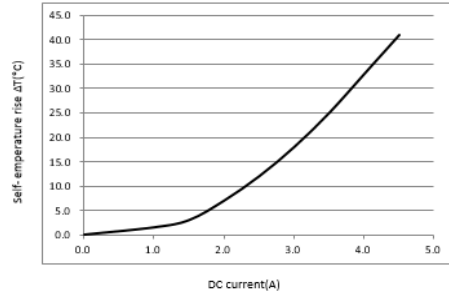
SPE6028

\*SPE6028-1R2N

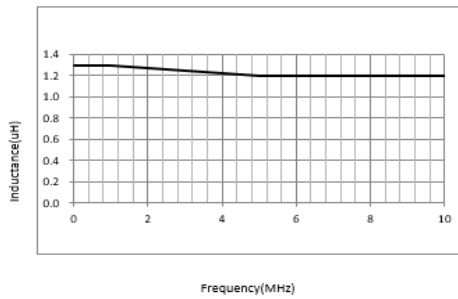
**Inductance vs DC current**



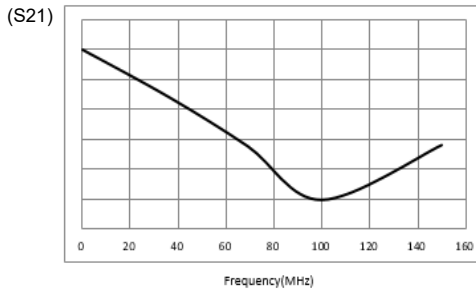
**DC current vs Temperature**



**Inductance vs Frequency**

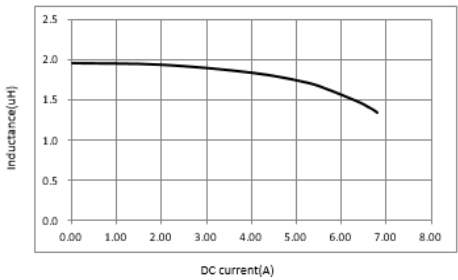


**SRF(Self Resonance Frequency)**

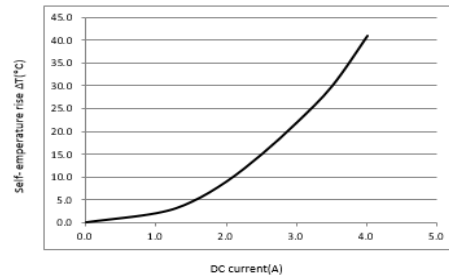


\*SPE6028-1R8N

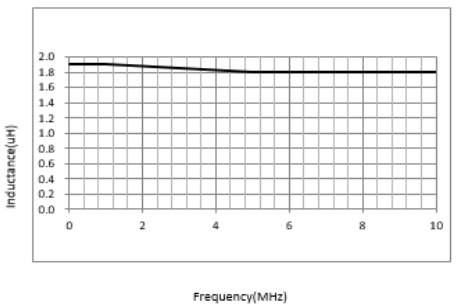
**Inductance vs DC current**



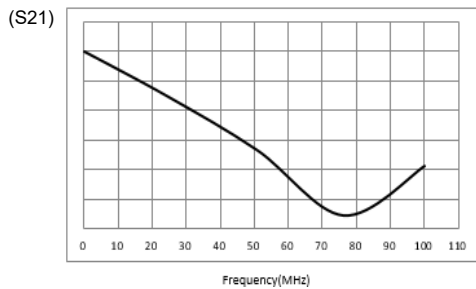
**DC current vs Temperature**



**Inductance vs Frequency**



**SRF(Self Resonance Frequency)**



Specifications subject to change without notice. Please check our website for latest information.

Revised 10/18/21

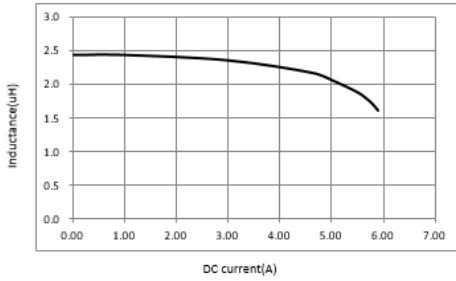
# SMD Power Inductors

## Fixed Inductor for Surface Mounting

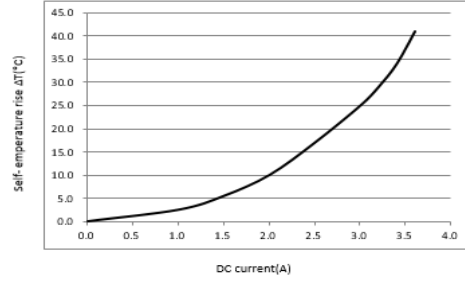
SPE6028

\*SPE6028-2R2N

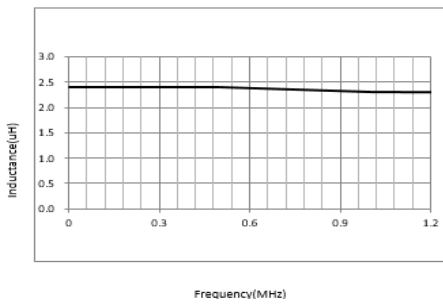
**Inductance vs DC current**



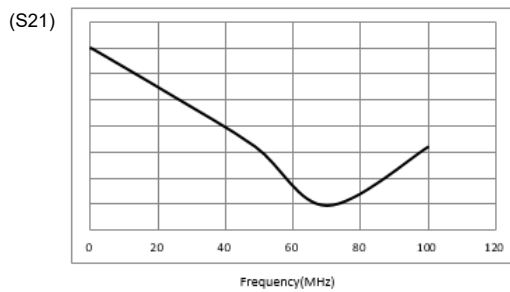
**DC current vs Temperature**



**Inductance vs Frequency**

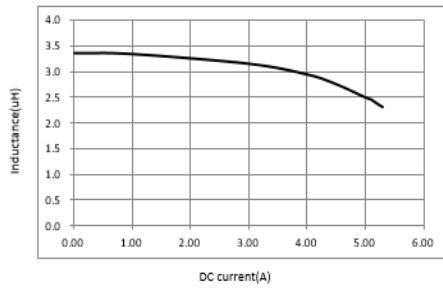


**SRF(Self Resonance Frequency)**

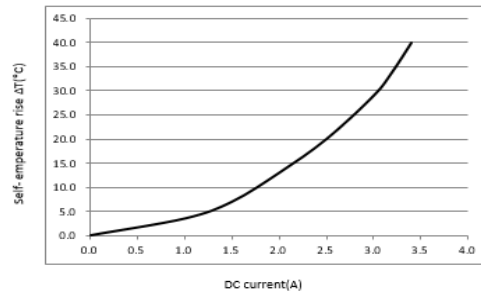


\*SPE6028-3R3N

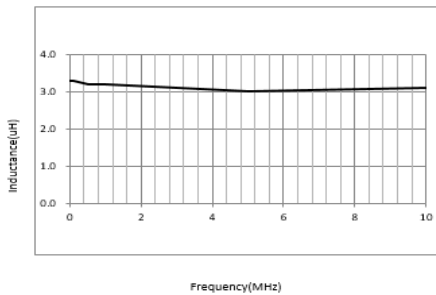
**Inductance vs DC current**



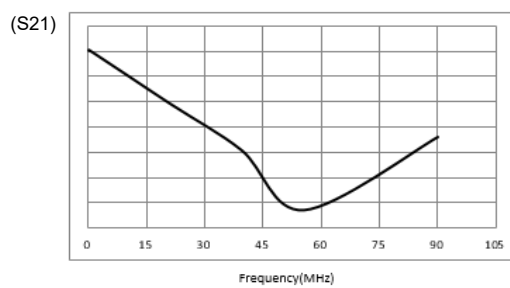
**DC current vs Temperature**



**Inductance vs Frequency**



**SRF(Self Resonance Frequency)**



Specifications subject to change without notice. Please check our website for latest information.

Revised 10/18/21

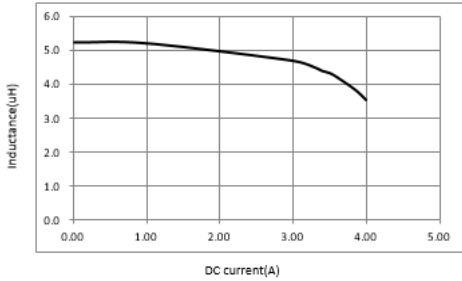
# SMD Power Inductors

## Fixed Inductor for Surface Mounting

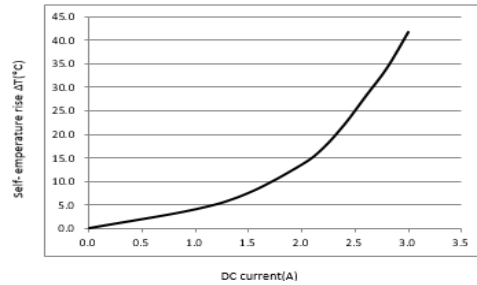
SPE6028

\*SPE6028-4R7M

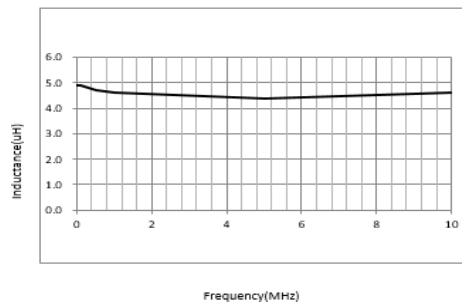
**Inductance vs DC current**



**DC current vs Temperature**

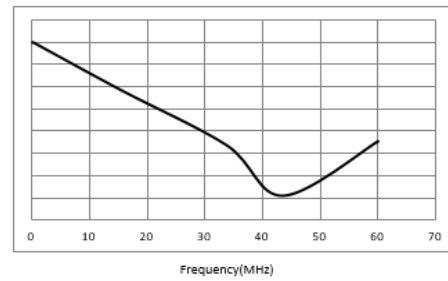


**Inductance vs Frequency**



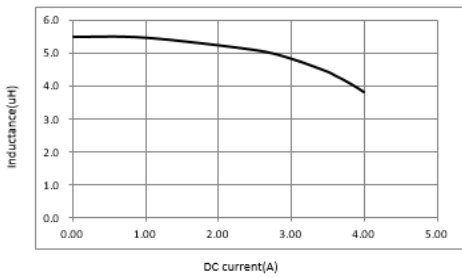
**SRF(Self Resonance Frequency)**

(S21)

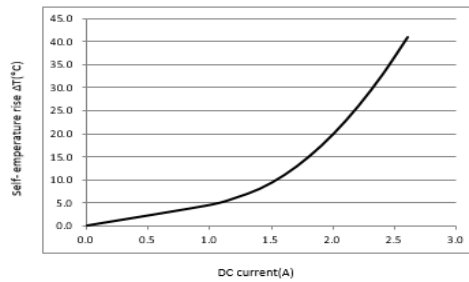


\*SPE6028-5R6M

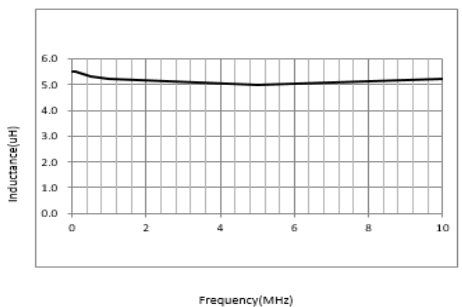
**Inductance vs DC current**



**DC current vs Temperature**

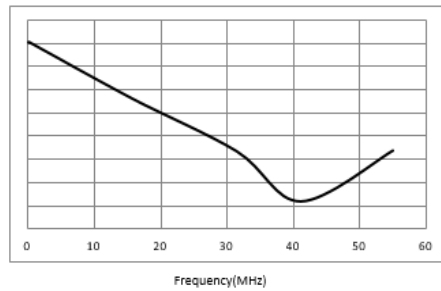


**Inductance vs Frequency**



**SRF(Self Resonance Frequency)**

(S21)



Specifications subject to change without notice. Please check our website for latest information.

Revised 10/18/21

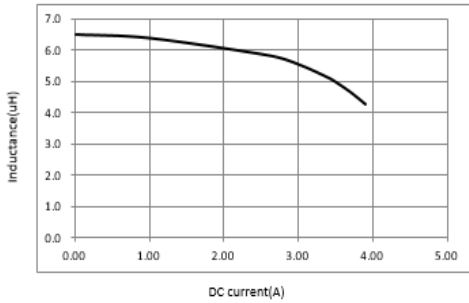
# SMD Power Inductors

## Fixed Inductor for Surface Mounting

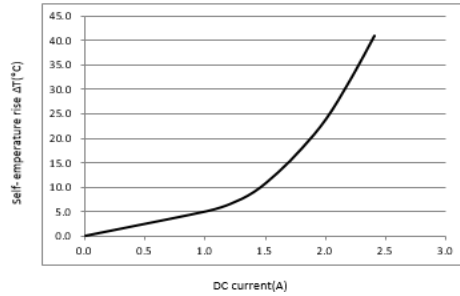
SPE6028

\*SPE6028-6R8M

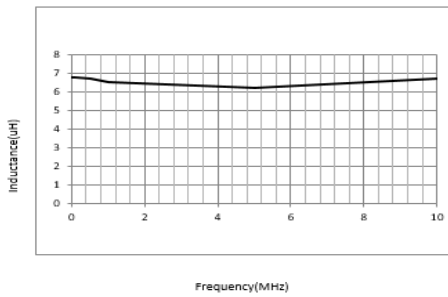
**Inductance vs DC current**



**DC current vs Temperature**

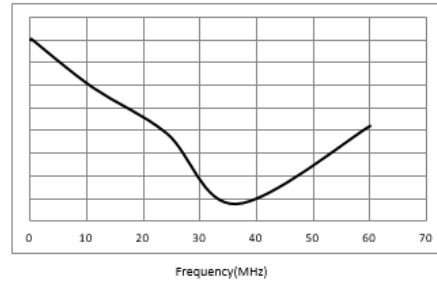


**Inductance vs Frequency**



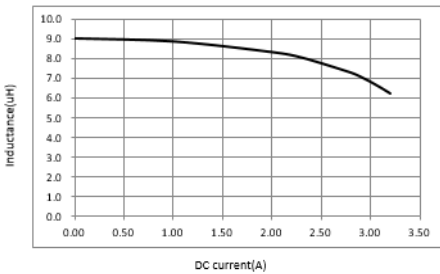
**SRF(Self Resonance Frequency)**

(S21)

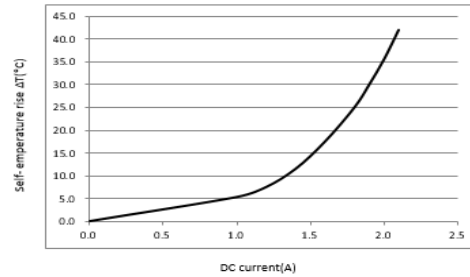


\*SPE6028-8R2M

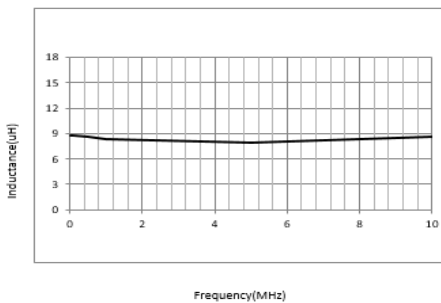
**Inductance vs DC current**



**DC current vs Temperature**

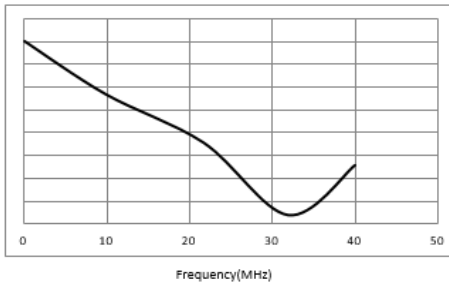


**Inductance vs Frequency**



**SRF(Self Resonance Frequency)**

(S21)



Specifications subject to change without notice. Please check our website for latest information.

Revised 10/18/21

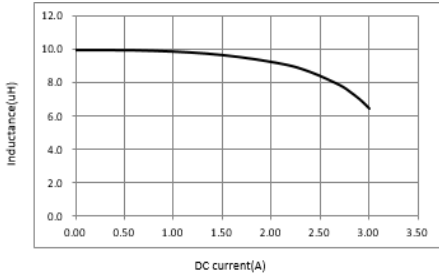
# SMD Power Inductors

## Fixed Inductor for Surface Mounting

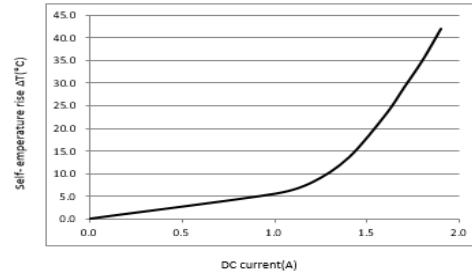
SPE6028

\*SPE6028-100M

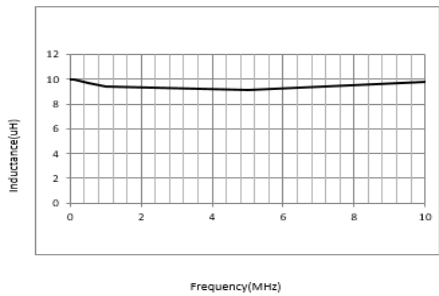
**Inductance vs DC current**



**DC current vs Temperature**

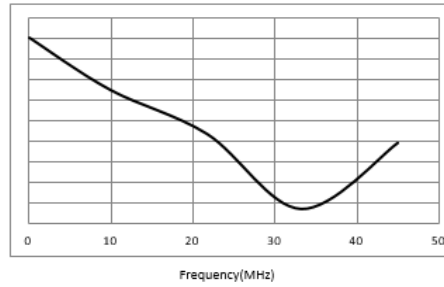


**Inductance vs Frequency**



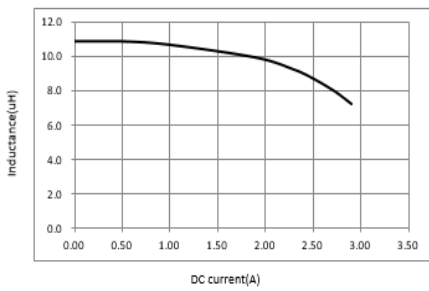
**SRF(Self Resonance Frequency)**

(S21)

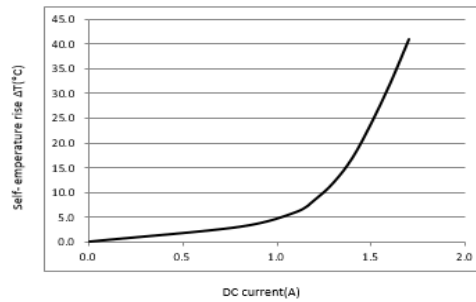


\*SPE6028-120M

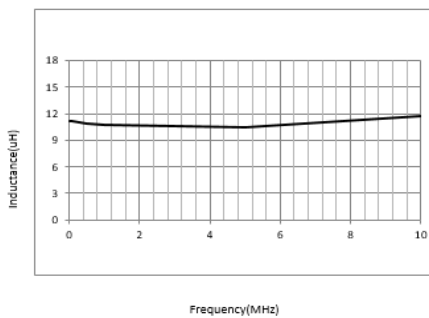
**Inductance vs DC current**



**DC current vs Temperature**

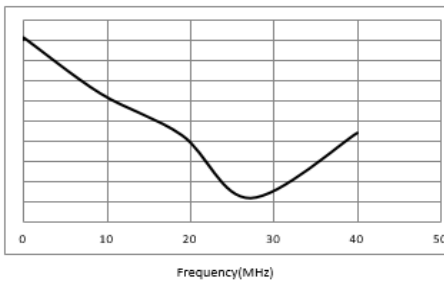


**Inductance vs Frequency**



**SRF(Self Resonance Frequency)**

(S21)



Specifications subject to change without notice. Please check our website for latest information.

Revised 10/18/21

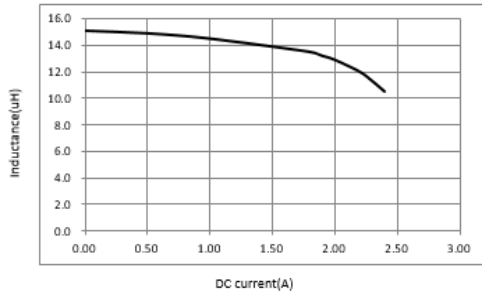
# SMD Power Inductors

## Fixed Inductor for Surface Mounting

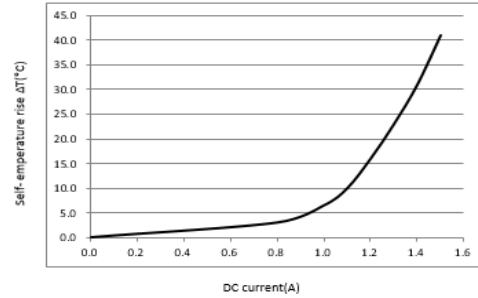
SPE6028

\*SPE6028-150M

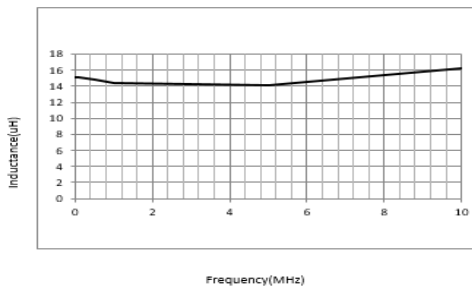
**Inductance vs DC current**



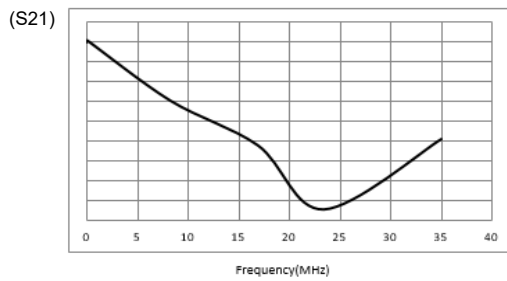
**DC current vs Temperature**



**Inductance vs Frequency**

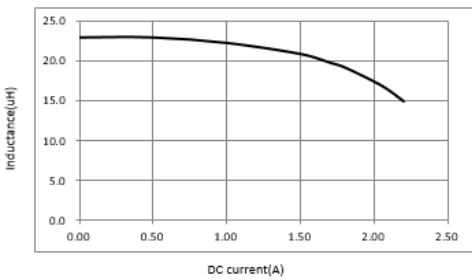


**SRF(Self Resonance Frequency)**

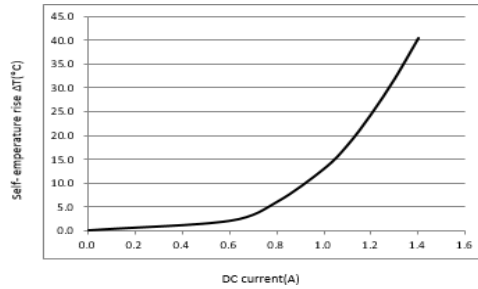


\*SPE6028-220M

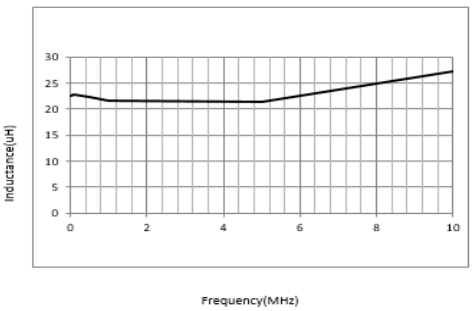
**Inductance vs DC current**



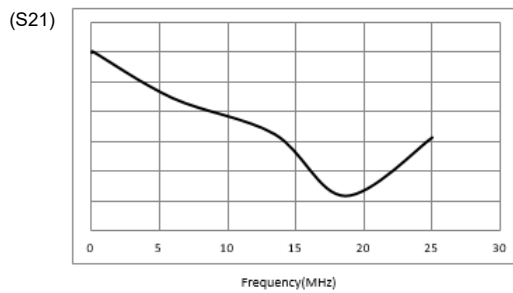
**DC current vs Temperature**



**Inductance vs Frequency**



**SRF(Self Resonance Frequency)**



Specifications subject to change without notice. Please check our website for latest information.

Revised 10/18/21

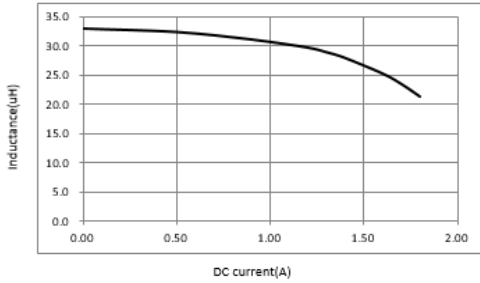
# SMD Power Inductors

## Fixed Inductor for Surface Mounting

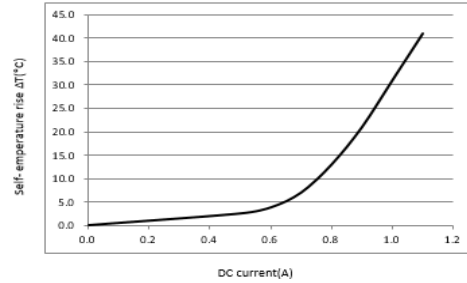
SPE6028

\*SPE6028-330M

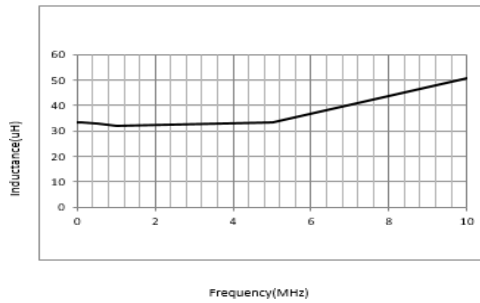
**Inductance vs DC current**



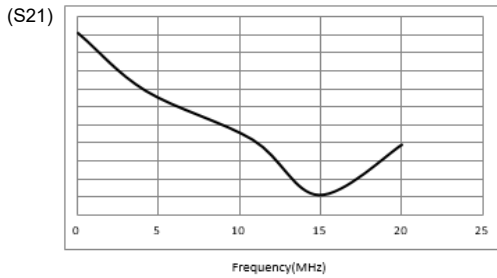
**DC current vs Temperature**



**Inductance vs Frequency**

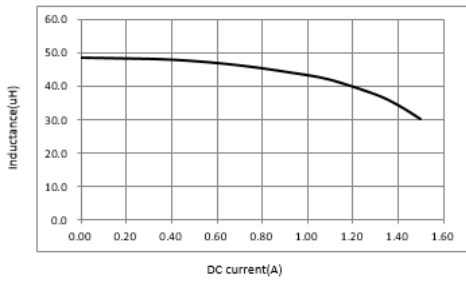


**SRF(Self Resonance Frequency)**

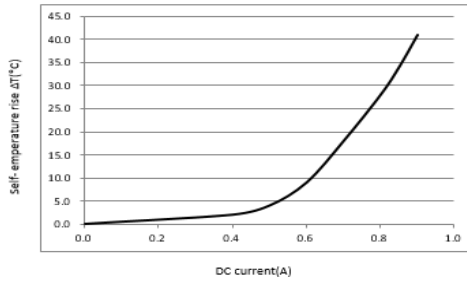


\*SPE6028-470M

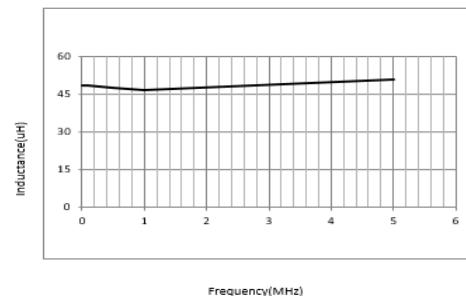
**Inductance vs DC current**



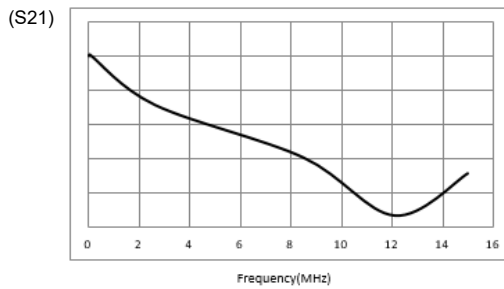
**DC current vs Temperature**



**Inductance vs Frequency**



**SRF(Self Resonance Frequency)**



Specifications subject to change without notice. Please check our website for latest information.

Revised 10/18/21



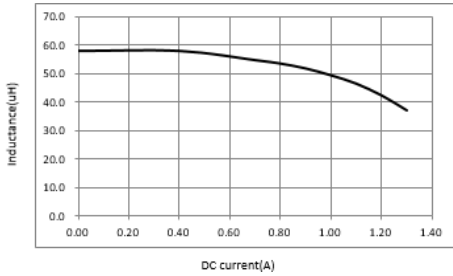
# SMD Power Inductors

## Fixed Inductor for Surface Mounting

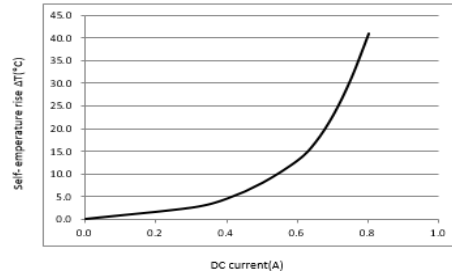
SPE6028

\*SPE6028-560M

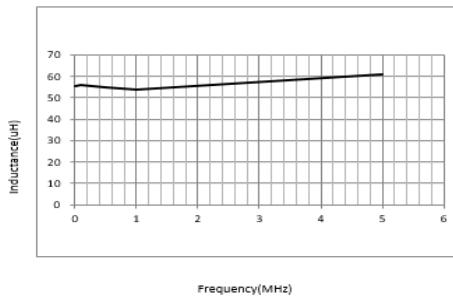
**Inductance vs DC current**



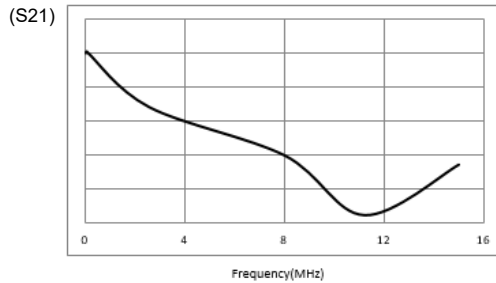
**DC current vs Temperature**



**Inductance vs Frequency**

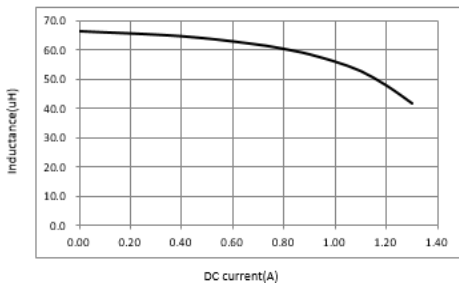


**SRF(Self Resonance Frequency)**

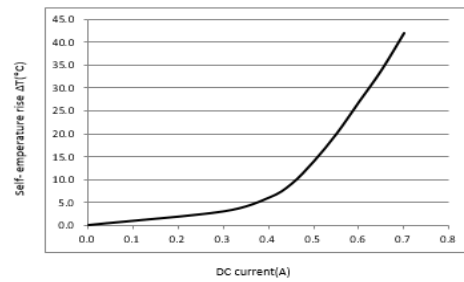


\*SPE6028-680M

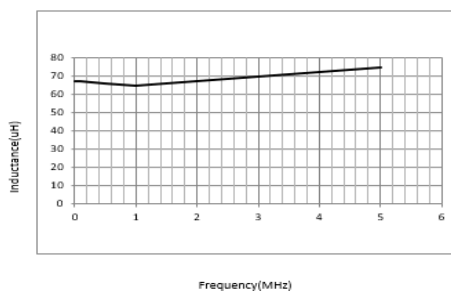
**Inductance vs DC current**



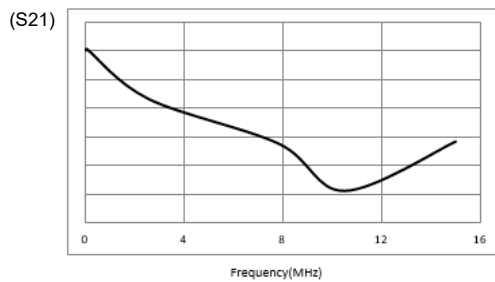
**DC current vs Temperature**



**Inductance vs Frequency**



**SRF(Self Resonance Frequency)**



Specifications subject to change without notice. Please check our website for latest information.

Revised 10/18/21

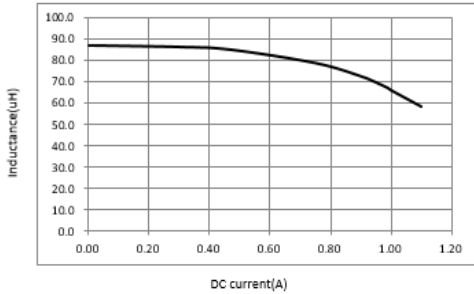
# SMD Power Inductors

## Fixed Inductor for Surface Mounting

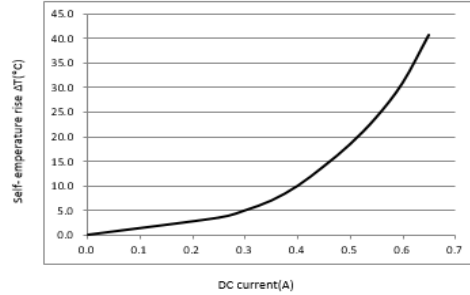
SPE6028

\*SPE6028-820M

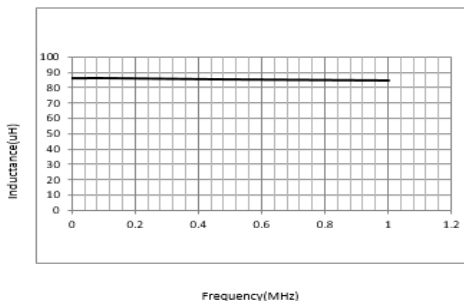
**Inductance vs DC current**



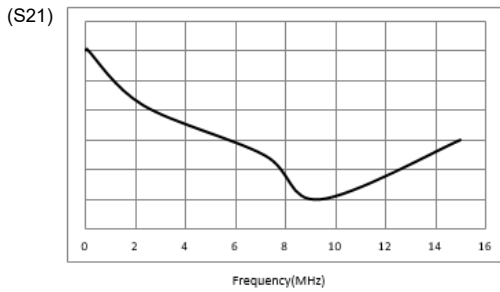
**DC current vs Temperature**



**Inductance vs Frequency**

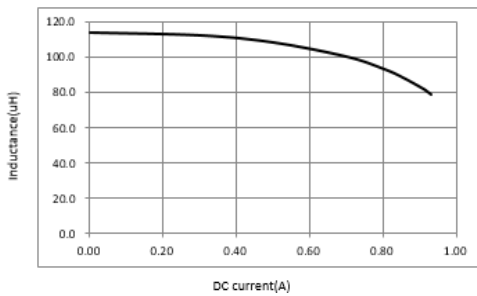


**SRF(Self Resonance Frequency)**

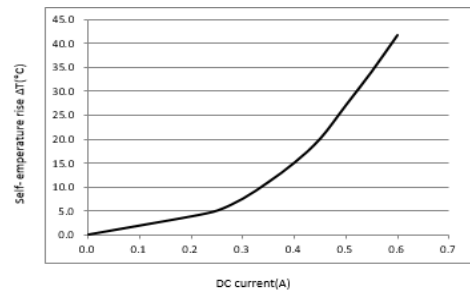


\*SPE6028-101M

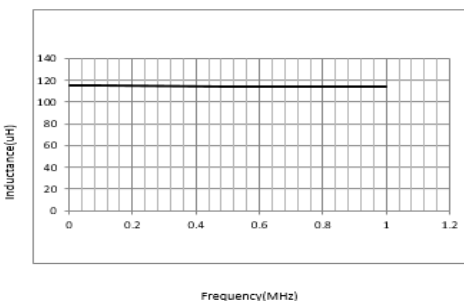
**Inductance vs DC current**



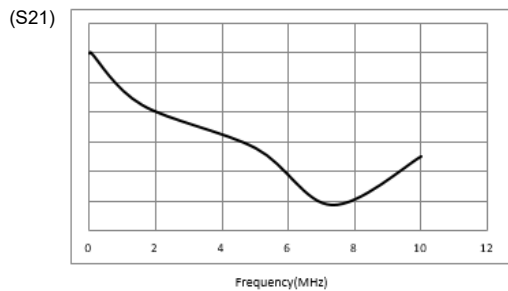
**DC current vs Temperature**



**Inductance vs Frequency**



**SRF(Self Resonance Frequency)**



Specifications subject to change without notice. Please check our website for latest information.

Revised 10/18/21